

Export to Japan

In Japan, importer who intends to import apparatuses or containers and packaging or the raw materials, thereof to serve for the purpose of marketing or to be used in business, must confirm the standards and criteria under the Food Sanitation Act.

When you intend to undergo self-inspection of the products for which an import notification has not been made, it is necessary to satisfy certain requirements.






The test samples should be sent unopened from the manufacturer directly to the registered Laboratory, with the documents which can identify the products.

The following flow shows the steps to follow above procedure.

販売などの営業用に食品用器具を日本に輸入する者はその商品が食品衛生法の規格基準に適合していることを確認しなくてはなりません。

輸入届出を行っていないサンプルによる自主検査を希望する場合は、検体が製造者又は輸出者のいずれかから登録検査機関に未開封で直送されたものであること、検体を特定するための書類が添付されていることなどの要件を満たすことが必要です。

JFRLでの試験申込みから成績書発行までの流れを示します。

Step	Manufacturer or Exporter	Importer(in Japan)	JFRL
1 Preliminary consultation 	Manufacturer, Exporter or Importer may contact JFRL with below information. Food contact part, Materials(PP,ABS, silicone rubber, glass, etc.), Appearance, size(cm)		Consult and Estimation ・ Test parameters ⇒ ・ Required amounts of test samples ・ Lead time, Fee
2 Submitting the required Documents /Information 	Please refer "Required Documents and Information List" for detail.	Please fill the Request form and send us.	⇒ JFRL would reply you after confirmation of the documents and information.
3 Preparation of the test samples 	Please prepare the test samples. JFRL would estimate the necessary amount according to the required analysis.	Please contact with Manufacturer or Exporter for the required test samples.	***
4 Shipping the test samples and the documents 	Please arrange the shipping. The test samples and the documents should be shipped directly from manufacturer to JFRL. Please refer "Required Documents and Information List" for detail.	Please contact with Manufacturer or Exporter to ship the samples directly to JFRL.	⇒ After receipt of the samples, JFRL would arrange to start the test. In case that request form or any other information or document has not arrived, we cannot start the test.
5 Testing 	***	***	Lead time for the analysis is usually around 2 weeks.
6 Report	***	***	JFRL sends Certificates to Importer.

Required Documents and Information List

Japanese or English is acceptable

Documents

Request Form for Testing (Importer → JFRL)	Request form is on our website: http://www.jfrl.or.jp/item/files/import_irai_hinmoku.pdf Please write this document in Japanese .
Invoice and Shipping (Manufacturer → JFRL)	Please write the name of the recipient as "Japan Food Research Laboratories"
	Address where to send Japan Food Research Laboratories Head office, Section of Business Affairs II 52-1 Motoyoyogi-cho, Shibuya-ku, Tokyo 151-0062, Japan TEL: +81-3-3469-7131

Required Information : Use Request form, Brochure, Product specification sheet etc.

① Product name	The name that can identify the product.
② Product number	Number to identify the product objectively.
③ JAN code(or EAN code)	Specify the JAN* code or EAN code if you have. * JAN is a barcode standard specified by JIS
④ Manufacturing Factory Name and Address	Please write an official name not an abbreviation.
⑤ Manufacturer Name and Address	Please write an official name not an abbreviation.
⑥ Exporter Name and Address	When it is sent from anyone other than a manufacturer, please write an exporter (company) Name and Address.
⑦ Importer Name and Address	Importer (company) Name and Address (in Japan).
⑧ Color photo	Please prepare the appearance image in color photo to identify the product.
⑨ Developed view	In case a product consists of several parts, please prepare for drawings such as developed view, indicating the structure with a product and the part.
⑩ Materials name and color	Composition, Color additives Example of the materials name : polyethylene, polystyrene, ABS, silicone rubber, glass, etc.
⑪ Test by the representative sample	In case the same material is used in the plural products or the parts, you can represent one product or the part for the testing sample. The products or the parts should be; <ul style="list-style-type: none"> • Manufactured in the same factory, in the same process. • Composition is the same quality. • Color additives used are the same. Please provide us the list of, the name of the product, manufacturing factory etc. Please see attached example. "Certificate of the use of the same materials"

Please send the draft documents and information to JFRL by email: importing-tk@jfrl.or.jp